



Caldera

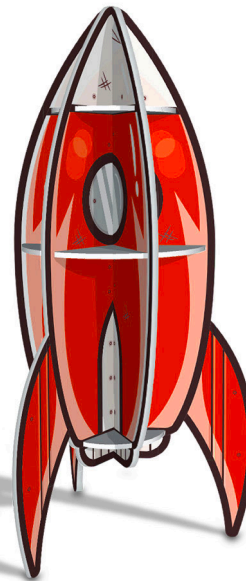
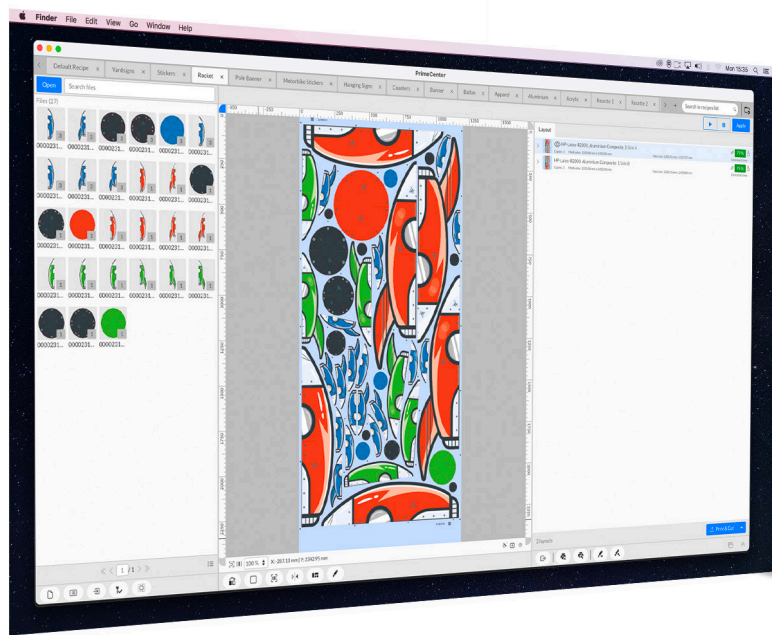
PrimeCenter

Job preparation & nesting software



Preparing your files has never been easier

PrimeCenter is a prepress software designed to simplify the preparation of print & cut files. **Located upstream of your production, PrimeCenter checks, corrects, sorts, groups and prepares your files for production.** Cut down errors, reduce media waste and increase your productivity!



Essentials

THE MANUAL PACKAGE

New to digital printing and cutting? PrimeCenter Essentials includes all you need to prepare your print and cut files, from preflight to nesting and adding cut marks. Cut down media waste, reduce repetitive tasks and save time on file preparation.



Pro

THE SEMI-AUTOMATIC PACKAGE

Want to make significant time and media savings with little investment? PrimeCenter Pro introduces a first layer of automation to automate file import, preflight, sorting, nesting and various preparation steps. Create recipes per client or media type to prepare jobs faster and increase your productivity.



Max

THE FULLY AUTOMATIC PACKAGE

Need more automation? PrimeCenter Max is the missing piece to streamline your workflow from the initial order to the final delivery. Leverage the power of metadata for hands-off file preparation, and benefit from maximum savings to boost your ROI.

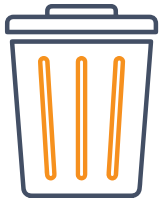
The solution to win big

Powerful, fast and customizable, PrimeCenter optimizes media usage for printing and cutting.



Speed up file preparation by up to 3 times

Build your library of custom recipes (per client, job or media type) to facilitate file preparation, automate repetitive tasks and save time.



Cut down media waste by 20%

With its advanced rectangular and true-shape nesting algorithm, PrimeCenter optimizes media usage to reduce waste and costs.



Eliminate errors and reprints

Perform preflight checks to automatically correct common issues in your files before production— and avoid costly reprints.



Reduce time spent on repetitive tasks by up to 30%


Automate repetitive tasks to process more jobs, and to free up time for your staff. Say goodbye to bottlenecks and focus on added-value tasks!

“We are a small e-commerce company. As we have a large flow of files to print every day, we use PrimeCenter to organize files ordered via our webshop. It has simplified our work considerably. We drag the files into the recipe and they’re basically ready-to-print.

— Namly Design

We use PrimeCenter to expedite the production process between the design department and the printing department. Daily tasks for designers are minimized as they don’t have to carve out time for print file setups and can focus on design setup and client communication for proofing.

— Throttle Syndicate



“We use PrimeCenter to automatically nest incoming print files, and we use a separate workstation running CalderaRIP for ripping. The recipe feature is very convenient and allows us to automate our production process.

— TeacherGeek

An efficient workflow starts at the prepress stage

Prepress plays a critical role in ensuring the quality and consistency of the final output. PrimeCenter does not replace your RIP software but is far more effective in preventing issues at the production stage.



Banner_Blue_10pct.pdf

PrimeCenter includes over 50 preflight profiles that you can use (and combine) in your recipes to save time preparing your files.

- ✓ Vectorize fonts
- ✓ Scale page
- ✓ Create CutContour from TrimBox
- ✓ Generate Print Bleed
- ✓ Place grommets
- ✓ Convert to PDF/X-4

1 IMPORT YOUR FILES

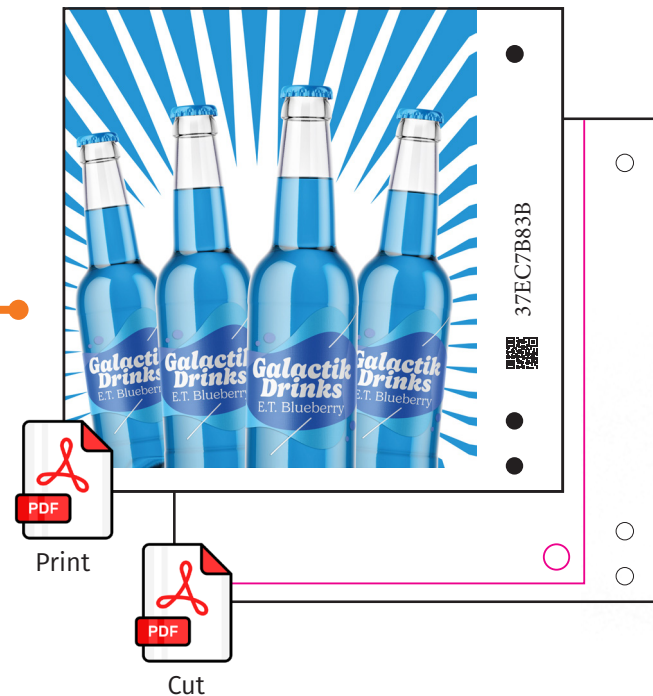
Import the files that you need to get ready for production in PrimeCenter.

2 PREPARE YOUR JOBS

Create your own recipes in PrimeCenter to prepare your files and anticipate the next production steps. **Recipes** include media parameters, preflight checks, print bleed, cut marks, annotations, nesting and output options.

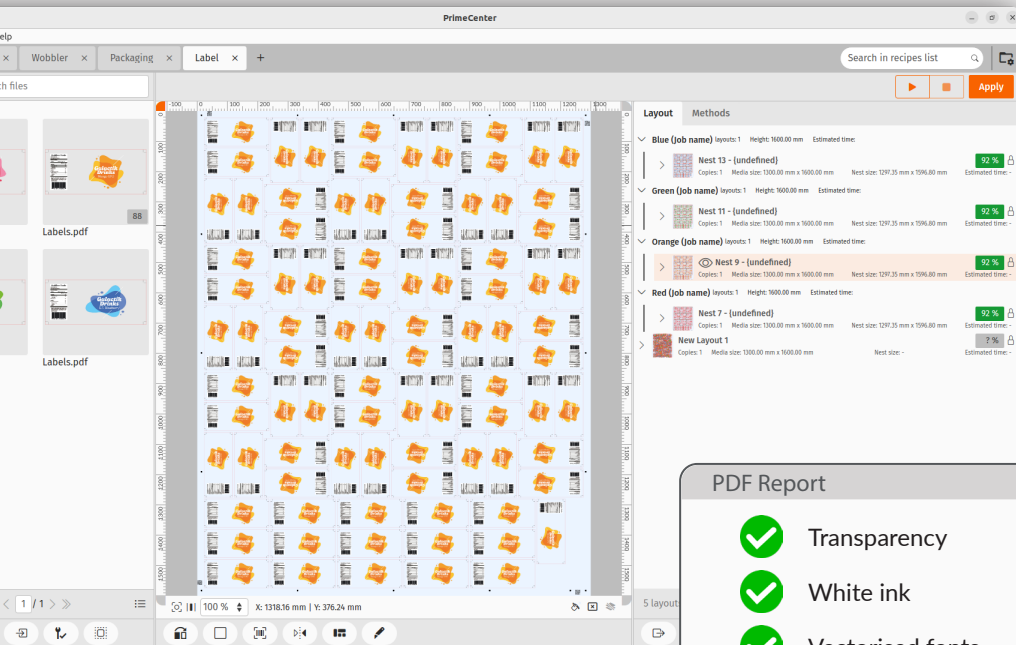
3 EXPORT LAYOUTS FOR PRODUCTION

Export ready-to-print/ready-to-cut files directly to the software of your choice. The PDF files generated by PrimeCenter are compatible with any RIP software on the market, and with all cutting systems supporting the PDF format.



AUTOMATIC PREFLIGHT CHECKS

Preflighting is essential for checking PDF standardization and correcting common issues, such as missing cutting instructions, fonts, transparency, resolution, sizes, dimensions or color problems. And rather than do it all manually, PrimeCenter will handle it automatically to **save time, reduce manual processes and avoid costly re-prints.**




Main applications: stickers, labels, signs, point-of-sale displays

THE MOST POWERFUL TRUE-SHAPE NESTING ON THE MARKET

Stop wasting hours manually nesting your files on your design software! Instead, import them to PrimeCenter to automatically nest the images. PrimeCenter analyzes your files and detects the elements to be nested in order to generate an optimized layout.

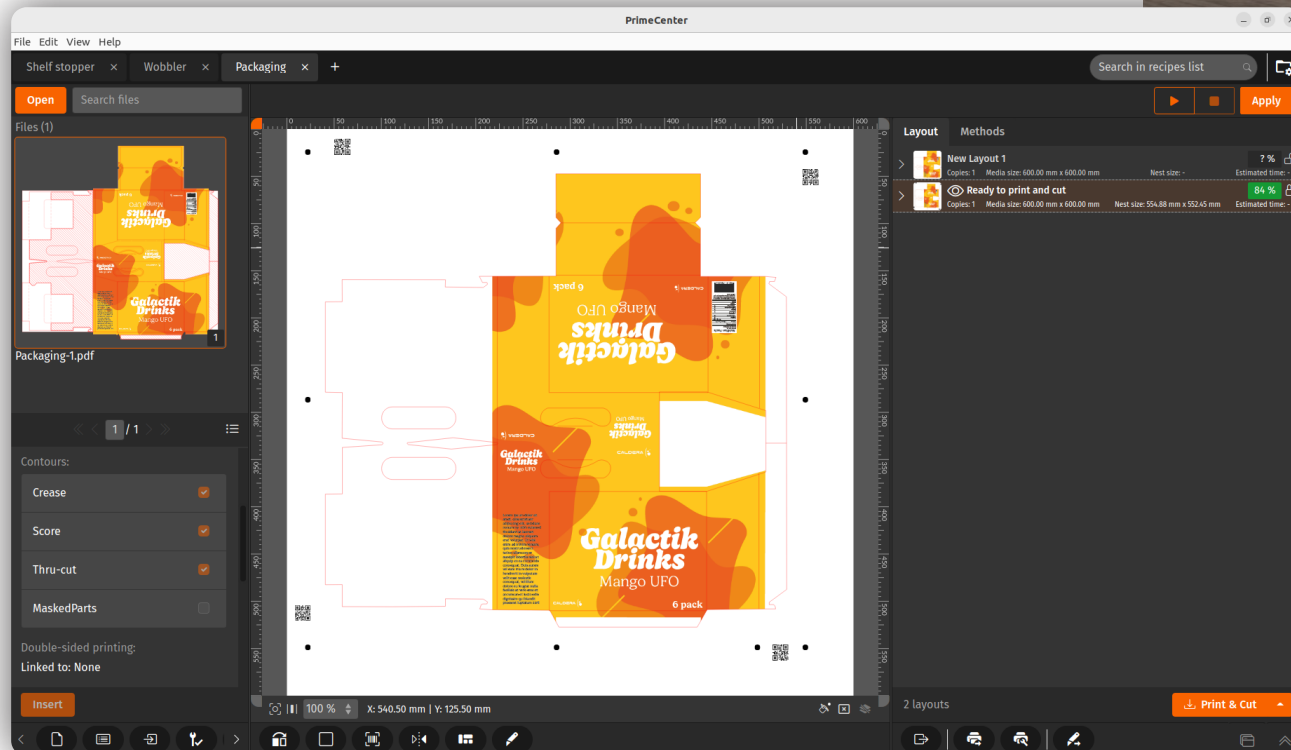
Whether you need to nest several copies of the same file, different files of similar format, or a bunch of different images with varying sizes and dimensions, PrimeCenter helps you **save time and cut down on media waste**.



Main applications: vehicle wrapping, stickers, labels

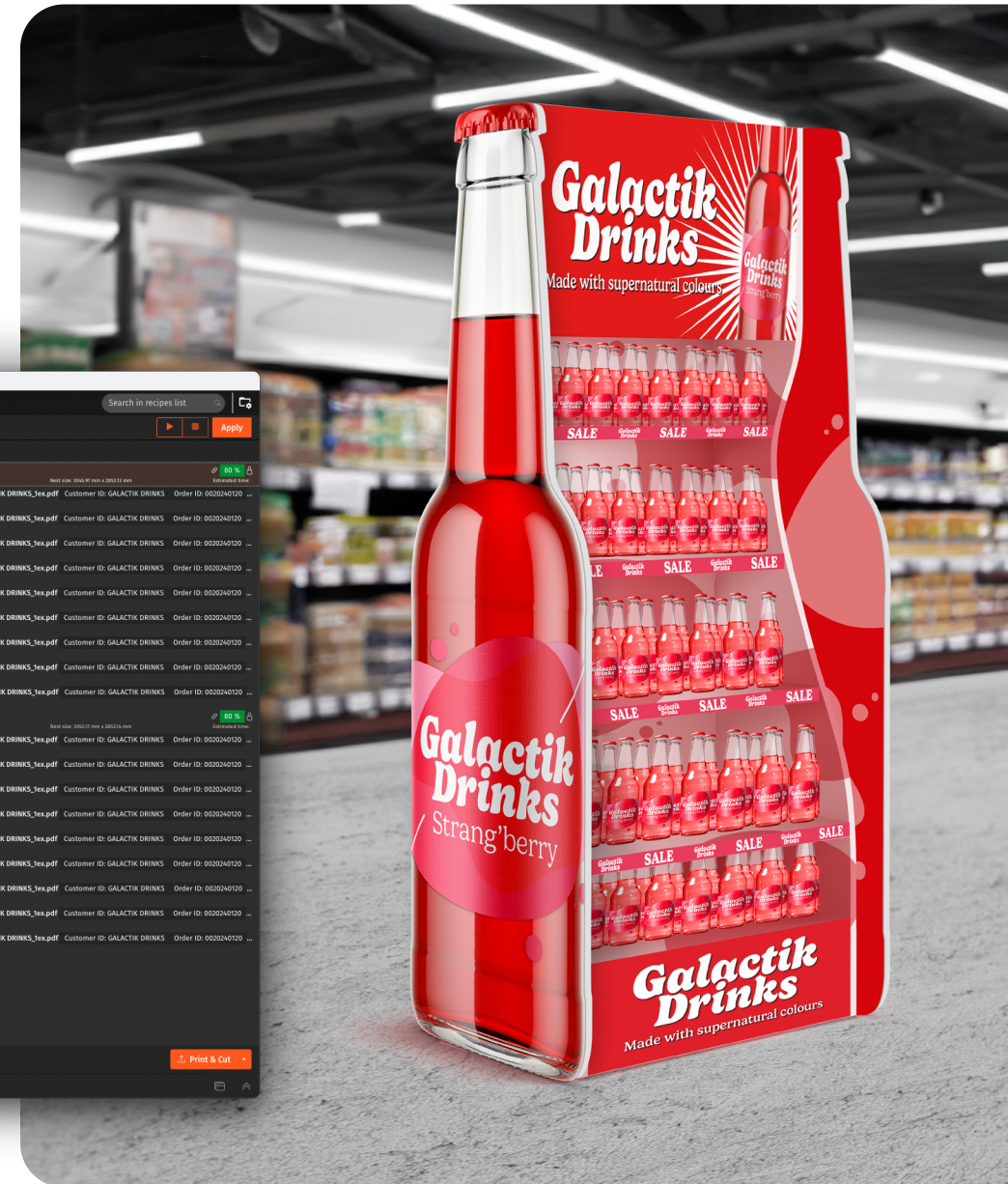
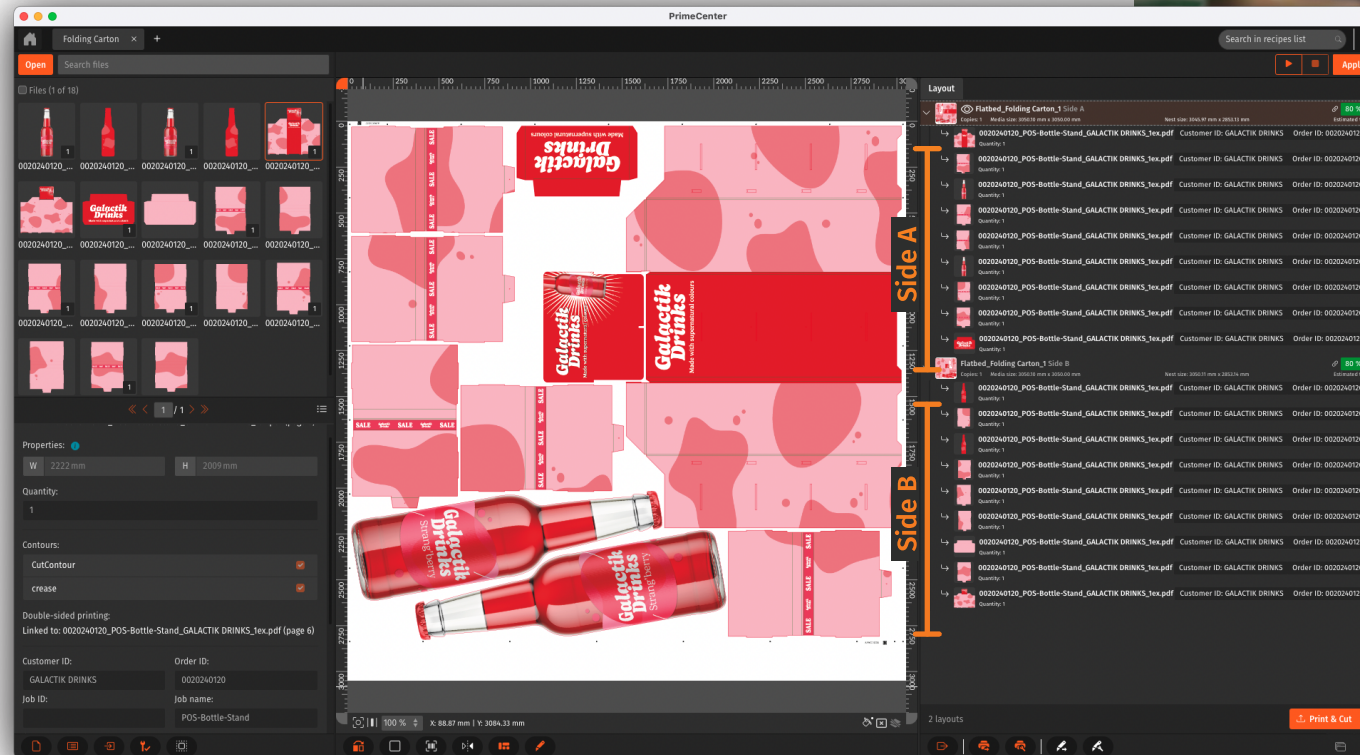
ADVANCED CUTTING OPTIONS

With its array of cutting options, PrimeCenter is ideal for **generating PDF files tailored to your production tools and constraints**. Add positioning marks, camera marks and annotations, and link your cutting contours to specific cutting methods to prepare your files for production. PrimeCenter simplifies file traceability by adding optical codes according to the detection tool used.



SEAMLESS DOUBLE-SIDED PRINTING

Whether you're printing simple shapes or complex dye-cut outlines with different designs on either side, PrimeCenter can prepare double-sided prints with accuracy and ease, helping you **avoid manual errors and save a considerable amount of time.**

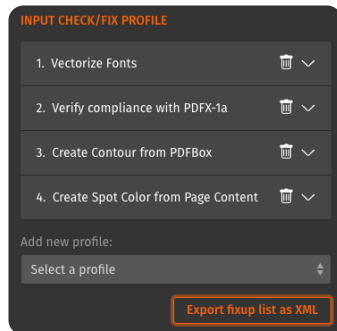


Main applications: packaging, signs, point-of-sale displays

USE CASE - ADHESIVE LABELS

Import your sticker file into PrimeCenter to make it ready for printing and cutting.


IMPORT FILE



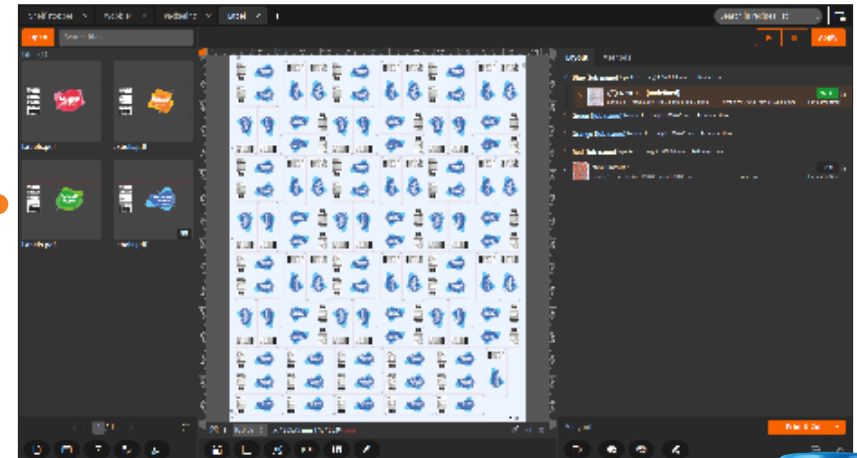
APPLY PREFLIGHT CHECKS & FIXUPS

- ✓ Vectorize fonts
- ✓ Check transparency
- ✓ Create CutContour from TrimBox
- ✓ Add white ink under printed elements

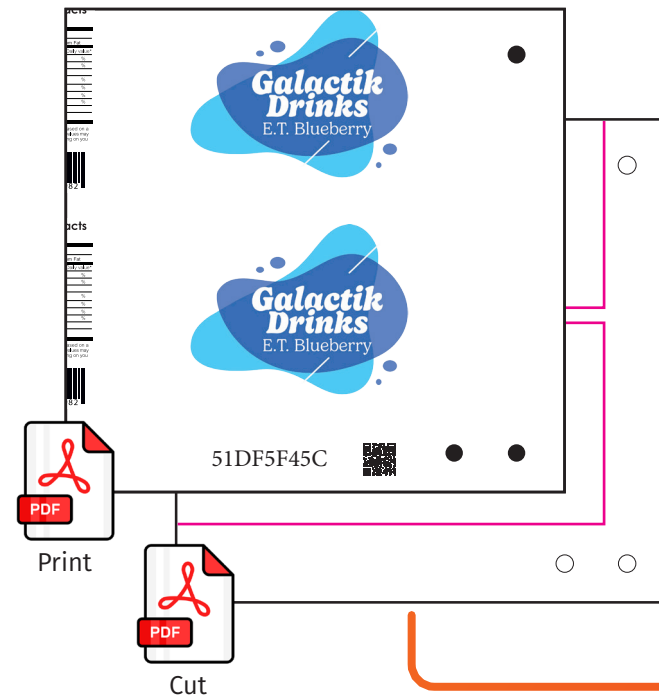
NEW FILE GENERATED



NEST, GROUP, ADD CUT MARKS AND ANNOTATIONS



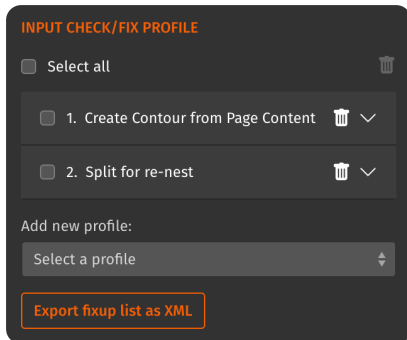
EXPORT PRINT & CUT PDF FILES



USE CASE - FOOTBALL JERSEYS

Import your sportswear files into PrimeCenter to make them ready for printing and cutting.

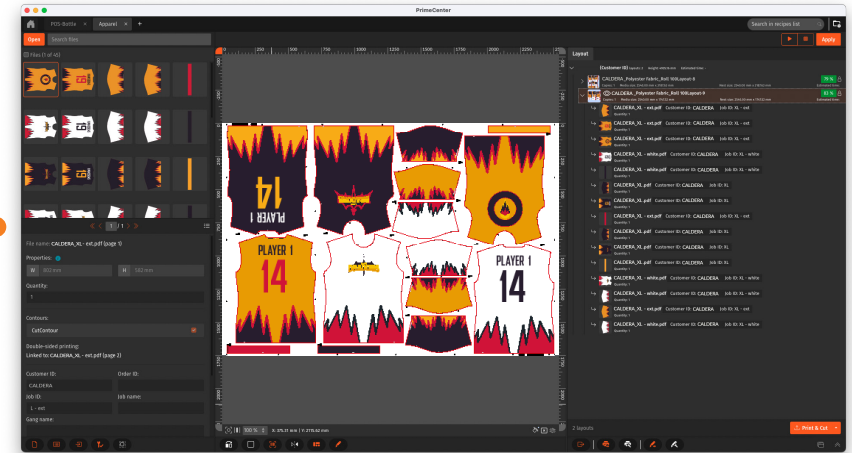
IMPORT MULTIPLE FILES



APPLY FIXUPS

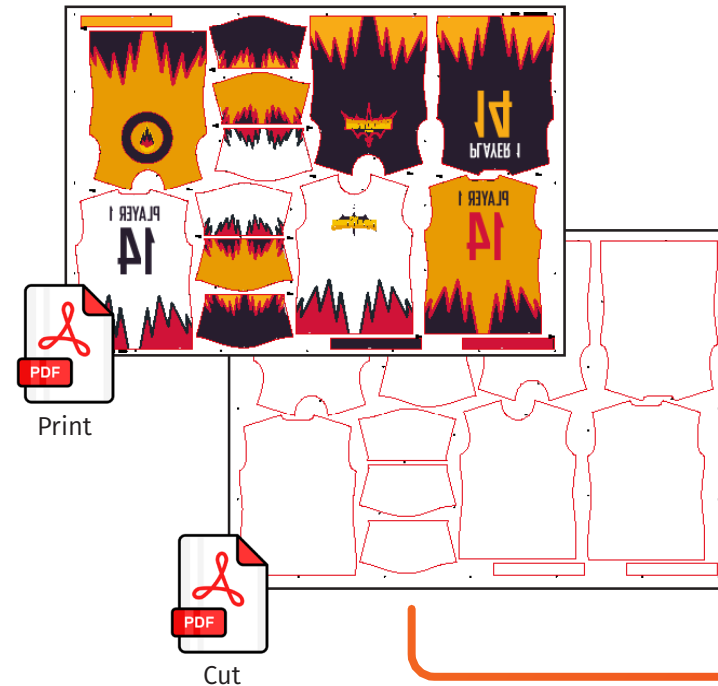
- ✓ Add CutContour from page content
- ✓ Split for Re-Nest

NEST, GROUP, ADD CUT MARKS AND ANNOTATIONS



EXPORT PRINT & CUT PDF FILES

- ✓ Mirrored the Print file for sublimation printing
- ✓ Standard Cut file





PrimeCenter Essentials

THE MANUAL PACKAGE

New to digital printing and cutting?

PrimeCenter Essentials includes all you need to prepare your print and cut files, from preflight to nesting and cut marks.

WHAT'S INCLUDED:

- ✓ 1 user
- ✓ Access to technical support
- ✓ Compatible with any RIP software & cutting device supporting PDF
- ✓ Manual import
- ✓ Apply recipes manually
- ✓ Manual export
- ✓ Preflight & layout features

- | | | |
|-----------------------------------|--------------------------------------|-------------------------|
| » PDF verification and conversion | » Grommets | » Annotations |
| » Vectorize fonts | » Rectangular and True-Shape Nesting | » Double-sided printing |
| » Cut contours | » Canvas and True-Shape print bleed | » Trim boxes |
| » Crop marks | | » Cut marks |



**SAVE TIME
PREPARING FILES**



**REDUCE
MEDIA WASTE**



**GENERATE READY
TO PRODUCE FILES**



**REDUCE WASTE AND
PRODUCTION COSTS**



**AUTOMATE FILE
IMPORT AND FILE
PREPARATION**



**INCREASE YOUR
PRODUCTIVITY**

PrimeCenter Pro

THE SEMI-AUTOMATIC PACKAGE



Increase your productivity with little investment

PrimeCenter Pro introduces a first layer of automation to automate file import, preflight, nesting and various preparation steps.

WHAT'S INCLUDED:

- ✓ **All features included in Essentials**
- + Technical support with Service Level Agreement (SLA*)
- + Manual or Automatic import
- + Apply multiple checks & fixes to input files
- + Automatically sort and group files according to specific metadata
- + Process recipes automatically (1 at a time)
- + Generate PDF reports to inspect layouts before production and save time tracking your jobs

**Service Level Agreement – When opening a support request on HelpDesk, the Caldera SLA guarantees a response within 2h, 4h or 8h depending on the severity of the issue.*



PrimeCenter Max THE FULLY AUTOMATIC PACKAGE

The missing piece to automate your prepress workflow

PrimeCenter Max includes advanced automation features to streamline your workflow from the initial order to the final delivery.

WHAT'S INCLUDED:

- ✓ All features included in Essentials and Pro packages
- + 2 additional users
- + Apply recipes manually or automatically
- + Process up to 10 recipes simultaneously
- + Manual or Automatic export
- + XML support for full automation



**MAXIMIZE YOUR PRODUCTIVITY WITH
HANDS-OFF FILE PREPARATION**



**PREPARE MORE
JOBS PER HOUR**



**MAKE HUGE TIME AND
MEDIA SAVINGS**

BOOST YOUR ROI



Already using CalderaRIP?

The SmartImport* feature links PrimeCenter and CalderaRIP to unlock the full potential of the Caldera ecosystem. Leverage the metadata included in the files generated by PrimeCenter to automate file submission to CalderaRIP, reduce manual processes and speed up your production!

**The SmartImport feature requires a subscription to CalderaCare.
Go to www.caldera.com for more information.*



ANNUAL SUBSCRIPTION PLANS

PrimeCenter subscriptions are automatically renewed annually.

	Essentials	Pro	Max
	The manual version	The semi-automatic version	The automatic version
Users	1	1	3
Compatible with any RIP software and cutter supporting PDF format	✓	✓	✓
Integration with CalderaRIP & Zünd Cut Center ¹	✓	✓	✓
Access to knowledge base and technical support (HelpDesk)	✓	✓	✓
Service Level Agreement (SLA) ²		✓	✓
RECIPES			
Apply recipes	Manual	Manual or Automatic	Manual or Automatic
Recipe queue		✓	✓
Simultaneous automatic recipes ³		1	10
INPUT			
Import files	Drag & Drop	Drag & Drop, Manual or Hotfolders	Drag & Drop, Manual or Hotfolders
Extract metadata from input filename		✓	✓
Global hotfolder		✓	✓
Import and extract metadata from XML job ticket			✓
PREFLIGHT & LAYOUT INCLUDED IN ALL PLANS			
<div><div>Layout features<ul style="list-style-type: none">• Rectangular and True-Shape Nesting• Canvas and True-Shape Print Bleed• Annotations (Barcode 39, QR Code, texts, metadata)</div><div><ul style="list-style-type: none">• Double-sided printing• Trimboxes with padding• Add cut marks• Mirroring</div><div>Standard preflight checks and fixups (Callas profiles)<ul style="list-style-type: none">• PDF verification and conversion• Vectorize fonts• Generate cut contours• Add crop marks</div><div><ul style="list-style-type: none">• Add grommets• Split for re-nest• Etc.</div></div>			
Application of preflight checks & fixups to input files	Manual	Manual or Hotfolders	Manual or Hotfolders
Apply multiple checks & fixups to input files	✓	✓	✓
Add Tear-Off annotations	✓	✓	✓
Apply fixups to output files		✓	✓
Add color under marks (fixup)		✓	✓
Ganging (nesting & sorting via specific metadata)		✓	✓
Automatically generate ready-to-export layouts		For manual export	For manual or auto export
OUTPUT			
Export ready-to-print/cut PDF files	Manual	Manual or Hotfolders	Manual or Hotfolders
Crop output PDF to printed layout	✓	✓	✓
Output ZCC files via direct data transfer	✓	✓	✓
Custom output naming	✓	✓	✓
PDF reports		✓	✓
Export metadata in ZCC files ⁴		✓	✓
Automatically export ready-to-print/cut PDF files			✓

1. ZCC version 3.3 minimum is required for full integration with PrimeCenter.
2. Service Level Agreement – Guaranteed response within 2h/4h/8h depending on the severity of the issue.
3. Users of PrimeCenter Essentials, Pro and Max can create an unlimited number of recipes. PrimeCenter Pro can only process 1 recipe at a time, while PrimeCenter Max can process up to 10 recipes simultaneously. Additional automatic recipes can be purchased as an option if needed.
4. Requires Zünd Cut Center version 3.3 minimum.

